







Springtime Craft Ideas

Here are some fun springtime craft ideas for you to check out. Don't forget Mother's Day is coming soon - some of these would make great gifts for your mom, grandma or another special woman in your life :)


1. Use the free flower template below and do whatever you want with it! Color it, decorate it with stickers, finger paint or tissue paper. You can make a whole bouquet of flowers!
2. [paper plate flowers](#) - I love this idea from Resourceful Mama. All you need is a paper plate, a craft stick and some paint.
3. [Bubble paint flowers](#) - This looks like so much fun! It is slightly more involved and I might suggest doing it outside just in case your bubble blowing gets a little crazy! :)
4. ***I am fearfully and wonderfully made***. Use the attached sheet with this verse on it. Put some paint on a paper plate and dip your hand into it. Put your handprint onto the paper below the verse. Then with a marker or crayon, add a stem and leaves to your handprint flower. If there's room on your paper, make a couple flowers. I know as a mom this would be a craft I would treasure for a long time!
5. [Lots more ideas!](#) - If those aren't enough ideas for you, Debbie Chapman on her blog *One Little Project* has a bunch more cute, spring ideas for you to check out.





FREE FLOWER TEMPLATE

CRAFTSONSEA.CO.UK



*I am fearfully and
wonderfully made.*

Psalm 139:14